













Men's NDP Finals

Saturday 2nd November 2013, Birmingham

Level 3: Final Individual Positions

No	Name	Team							PPP	TOTAL	POS
338	Leo Zervos	South	9.350	9.750	8.600	9.750	9.400	9.170	9.350	65.370	1
317	Luke Whitehouse	Yorkshire	9.550	9.800	8.850	9.500	9.350	8.600	9.100	64.750	2
347	Danial Saboohi	London	9.050	9.450	8.700	9.550	9.450	9.130	9.100	64.430	3
344	Louis Gibson	South East	9.000	9.500	8.900	9.550	8.650	9.300	9.450	64.350	4
300	Joshua Underwood	East	8.850	9.350	8.700	9.700	9.500	9.270	8.650	64.020	5
301	George Ingham	East	9.300	9.050	8.650	9.350	9.350	9.470	8.600	63.770	6
332	Henry Burke	South West	9.200	9.250	8.150	9.250	8.950	8.830	8.500	62.130	7
302	Drew Ladell	East	8.900	9.250	8.000	9.750	9.350	9.130	7.450	61.830	8
325	Louis Ward	West Midlands	9.450	9.300	8.300	9.300	8.950	8.330	8.050	61.680	9
303	Joseph Suter	East	8.950	9.350	7.900	9.150	8.800	9.130	8.300	61.580	10
304	Ethan Hunter	East	8.500	9.900	8.650	9.600	8.500	9.070	6.950	61.170	11
342	Bill McCullough	South East	8.200	9.150	8.800	9.500	8.600	8.600	7.950	60.800	12 =
315	Joseph Wells	Yorkshire	9.400	9.150	7.850	9.200	9.200	8.300	7.700	60.800	12 =
322	Charlie Astill	East Midlands	9.100	9.150	7.650	9.250	8.950	8.340	8.350	60.790	14
341	Owen Turner	South East	8.600	9.100	8.000	9.650	8.650	8.230	8.250	60.480	15
310	Max Whyte	North West	8.650	9.100	7.550	8.900	8.950	8.730	8.500	60.380	16
314	Oliver Hallam	Yorkshire	9.150	9.200	7.650	9.050	7.250	9.300	8.600	60.200	17
348	Carl Mwaamba	London	9.000	8.400	7.900	8.900	8.350	8.530	8.600	59.680	18
343	Fraser Griffiths	South East	9.150	9.750	6.550	9.300	8.700	7.230	8.900	59.580	19
346	Leikaydon Fisher	London	8.850	9.600	7.800	8.750	8.600	7.870	8.050	59.520	20
329	Ben Stone	South West	8.100	9.050	7.950	9.550	8.700	7.870	7.700	58.920	21
331	Charlie Taylor	South West	8.400	9.400	8.250	9.100	8.100	7.970	7.650	58.870	22
318	Bailey Newson	Yorkshire	6.950	8.600	8.100	9.250	8.950	8.300	8.650	58.800	23
313	Jacob Pollard	Yorkshire	9.200	8.800	7.900	9.300	7.400	8.300	7.700	58.600	24 =
321	Alexander Leek	East Midlands	8.600	9.250	7.800	9.550	8.500	7.700	7.200	58.600	24 =
337	Kurtis Stanley	South	9.100	8.650	7.100	9.550	7.750	8.100	8.300	58.550	26
330	Henry Brooker	South West	8.100	9.600	8.250	9.100	8.550	7.630	7.250	58.480	27
335	Keaton Spry	South	8.300	8.900	7.750	9.300	8.650	7.600	7.450	57.950	28
333	Sam Haberfield	South West	8.300	9.750	8.450	8.350	8.950	6.070	8.000	57.870	29
307	Innes Reid	Scotland	8.200	8.900	7.300	8.900	8.600	8.300	7.550	57.750	30
334	Harry Bryant	South	8.350	9.150	7.650	9.250	8.250	6.470	7.950	57.070	31 =
328	Eamon Montgomery	Northern Ireland	6.950	9.100	7.700	9.600	8.750	7.470	7.500	57.070	31 =
311	Ramis Grigaliunas	North West	8.100	8.600	7.300	8.500	8.250	8.030	8.100	56.880	33
319	Stefan Mitsis	East Midlands	8.750	8.400	7.350	8.500	6.750	8.700	8.400	56.850	34
336	Harry Saxon	South	8.200	8.950	8.300	9.550	6.450	7.600	7.300	56.350	35
312	Louis Bolton	North West	8.600	8.850	7.200	8.800	8.250	5.930	7.850	55.480	36
324	Seth Collin	North	8.500	8.900	7.800	8.850	6.500	7.570	7.350	55.470	37
326	Joshua Morrison	Isle of Man	8.300	8.400	7.600	8.300	7.800	7.970	6.750	55.120	38
340	Jamie Dejong	South East	6.450	7.800	8.350	8.950	6.200	8.430	8.500	54.680	39
320	Henry Richards	East Midlands	8.400	8.850	6.400	8.700	7.200	7.700	7.300	54.550	40
305	Aidan Jordaan	Scotland	7.600	9.400	7.000	8.400	6.800	7.400	6.950	53.550	41
345	Ethan Kennedy	London	8.600	8.000	7.300	8.850	5.100	7.030	7.800	52.680	42
308	Nathan Worrall	North West	8.300	7.900	6.750	8.600	6.750	7.430	6.750	52.480	43
309	Luke Caldwell	North West	7.000	8.700	6.500	7.950	8.500	7.100	6.000	51.750	44
323	Cole Paul	East Midlands	7.250	8.500	5.800	8.800	8.600	6.670	6.000	51.620	45
327	Ben Povey	Northern Ireland	7.850	8.350	7.950	8.700	6.900	6.970	4.450	51.170	46

Level 3: Final Team Scores

POS	Team							PPP	TOTAL
1	East	36.000	37.850	34.000	38.400	37.000	37.000	33.000	253.250
2	South East	34.950	37.500	34.050	38.000	34.600	34.560	35.100	248.760
3	Yorkshire	37.300	36.950	32.700	37.250	34.900	34.500	34.050	247.650
4	South	35.100	36.750	32.300	38.150	34.050	32.470	33.050	241.870
5	South West	34.000	38.000	33.100	37.000	35.150	32.300	31.850	241.400
6	London	35.500	35.450	31.700	36.050	31.500	32.560	33.550	236.310
7	East Midlands	34.850	35.750	29.200	36.300	33.250	32.440	31.250	233.040
8	North West	33.650	35.250	28.800	34.800	33.950	31.290	31.200	228.940